



# APPLICATION INSTRUCTIONS – REALSOFFIT™

## NOTICE

To ensure long term product performance, RealSoffit™ profiles are not recommended for exterior siding applications and this type of application will not be covered by our warranty program.

## GENERAL INFORMATION:

RealSoffit™ is a RealWood™ product designed for exterior use for porch ceiling or soffit applications and for interior use on ceiling or wall paneling applications.

RealSoffit™ is manufactured from hand selected, high grade Western SPF, and is coated within a controlled manufacturing environment. Not unlike other exterior building products, RealSoffit™ is a natural material and responds to the climate where it will be installed. Wood products can swell or shrink in order to reach the equilibrium moisture content of the surrounding air. Ensuring that RealSoffit™ has acclimatized and reached the equilibrium content of the surrounding environment prior to installation will help to minimize movement in the future.

Applicable products: RealSoffit™ or RealSoffit™ with ColorGuard™

## STORAGE

RealSoffit™ must be protected from the elements at all times; preferably stored in a warehouse or covered area. At the job site keep materials 6” off the ground, aligned on stringers and protected from the weather until used. It may be necessary to “stack and sticker” RealSoffit™ in order for the product to reach the equilibrium moisture content. This process may take up to 7 days. Equilibrium moisture content will change based on seasonality and humidity conditions in your market.

Material wrap is slippery when wet or frozen. To prevent injury, do not allow workers to walk on bundles.

## PRIOR TO INSTALLATION

- Consult and follow all applicable local building codes.
- RealSoffit™ must be kept free from constant sources of moisture. As with wood products, do not apply RealSoffit™ to a structure having excessive moisture conditions or over wet building materials during the building stage.
- Check the material for profile, color, and quality prior to installation.
- Do not install any defective material. Installation constitutes acceptance of the delivered material. Once installed, the product becomes the buyer’s responsibility.
- To maintain the warranty, RealSoffit™ must be installed following the application instructions.
- Failure to follow installation instructions will void this product’s warranty.
- Product Acclimatization – allow RealSoffit™ to reach the equilibrium moisture content before installing.

W.I. Woodtone Industries Inc.  
8007 Aitken Road  
Chilliwack, British Columbia  
Canada, V2R 4H5

Telephone 604 792 3680

Facsimile 604 792 3976

[www.woodtone.com](http://www.woodtone.com)



## CUTTING

Use a fine-tooth hand saw or power saw with a combination blade. The cutting action of the blade should be into the face of the material. Carbide-tipped blades are recommended. Seal all end cuts with an appropriate primer/paint. See MSDS sheet for additional cutting and health/safety information.

## FASTENING REQUIREMENTS

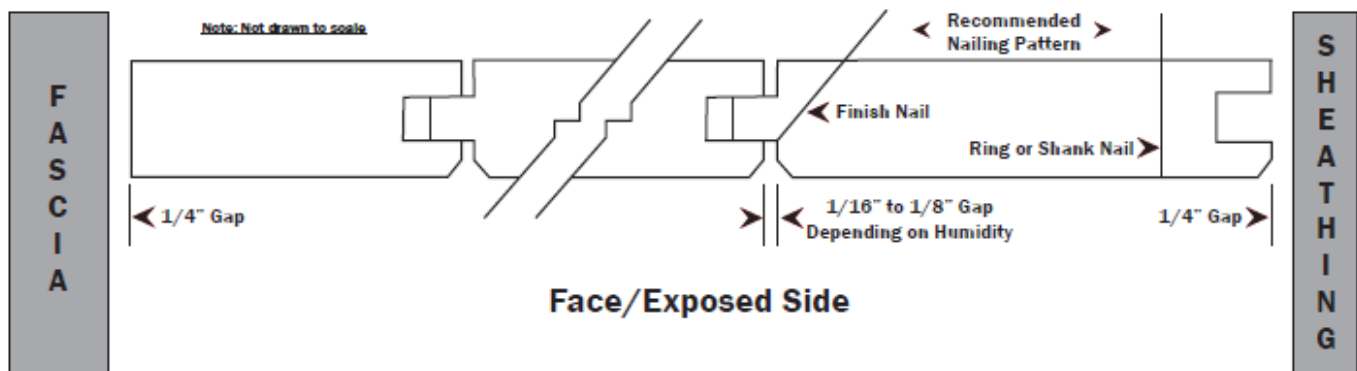
When installing RealSoffit™, it is recommended that a reveal is left between the tongue and groove in order to compensate for potential expansion and contraction of the product. During installation, allow a minimum reveal of 1/16" (1.6mm) during high humidity conditions (16% or higher), or a minimum of 1/8" (3.2mm) during lower humidity periods (less than 16%).

Allow a 1/4" (6.35mm) to allow for expansion in width, and a 1/8" (1.6mm) gap at the end of any lineal run.

RealSoffit™ can be applied with either hand or power driven nails or screws. It is recommended that the fastener be driven in to the exposed face on the tongue side and started when the tongue and face intersect. The fastener should be countersunk so it does not restrict the adjoining piece. An additional fastener applied through the face--especially in regions of greater humidity fluctuations--will further reduce the potential for product movement.

Nails should penetrate the framing member at least 1-1/2" (38.1mm), while screws at least 1" (25.4mm). Fasteners should be spaced up to, and including, 24" on center. Hot dipped galvanized or aluminum nails are recommended at 2-1/4" 7d for smooth nails and 2" 6d for ring or shank nails. 15 gauge brad nails are also approved.

See illustration below for spacing and nailing guidelines.



W.I. Woodtone Industries Inc.  
8007 Aitken Road  
Chilliwack, British Columbia  
Canada, V2R 4H5

Telephone 604 792 3680  
Facsimile 604 792 3976  
www.woodtone.com



## FINISHING REQUIREMENTS:

RealSoffit™ is generally supplied prefinished, however, if a finishing coat is required, apply an equal number of coats to all surfaces in order to equalize the loss or gain of moisture. Alkyd and latex coatings are designed to breath, resulting in the transfer of moisture in or out of natural substrates. Coating will not seal moisture in or out completely; Follow paint manufactures guidelines and instructions for all coating applications.

## GENERAL INFORMATION:

Paint performance is dependent upon the quality and quantity of paint applied, and the conditions under which it is applied. Low quality paint and/or thinly applied paint tend to last for a relatively short time, resulting in discoloration, premature fading, inadequate substrate protection, and frequent repainting – sometimes as often as every one or two years. Top quality paint, applied in sufficient quantity, will provide the best performance with the minimum maintenance. **Follow the coating manufacturer's recommendation when selecting and applying paint.**

## SURFACE PREPARATION:

Prior to field paint, the surface must be free of dust, dirt, mildew and other foreign materials before painting. Washing with water and a mild detergent will usually remove dust and dirt. Allow the surface to dry before painting.

## PAINT SELECTION:

For best results, use satin/semi-gloss or full-gloss exterior acrylic latex or a satin/semi-gloss. Semi-gloss or full-gloss finishes tend to perform better than flat finishes. Note: Some systems may require the application of a designated primer and topcoat combination.

## DO NOT USE THE FOLLOWING COATINGS:

Shake and shingle paints  
Vinyl acrylic paint \*  
Flat oil paint Vinyl acetate paint  
Vinyl acetate / co-polymer paint Clear Coatings

**\* Note: Although vinyl acrylic exterior paint may be readily available, it must NOT be used on RealSoffit™. Vinyl acrylic paint tends to weather more quickly than full acrylic paints and may discolor.**

W.I. Woodtone Industries Inc.  
8007 Aitken Road  
Chilliwack, British Columbia  
Canada, V2R 4H5

Telephone 604 792 3680

Facsimile 604 792 3976

[www.woodtone.com](http://www.woodtone.com)

**WOODTONE™**

always there, naturally



## **PAINT APPLICATION (FIELD APPLICATION):**

Always follow the paint manufacturer's recommendations for the application and maintenance of field-applied paints.

1. Prime and paint all field-cut edges of exterior trim using high quality exterior oil or acrylic latex primer formulated for wood, or a primer recommended by the paint manufacturer.
2. All exposed surfaces must be well coated. Inadequate coverage may result in paint failure or premature degradation of RealSoffit™.
3. Unfinished RealSoffit™ must be finished with two coats of paint within 60 days after installation. If, due to unforeseen circumstances, the material is not painted within 60 days, re-prime the trim using a primer that is specifically recommended for use on wood-based products and is compatible with the topcoat to be used. Use the same primer for repair of any damage to the original factory applied primer.
4. A total field-applied dry film thickness of at least 2-1/2 mils is required on RealSoffit™ for the duration of the warranty period. This requires the application of two or more unthinned coats of paint at the spread rate recommended by the paint manufacturer.
5. Most coatings can be applied with brush, roller, pad or spray. The brush application method tends to apply the most paint per coat; spraying tends to apply the least per coat.
6. The RealSoffit™ surface temperature must not be less than 50 degrees for 24 hours following the application of water-based paint. Paint performance problems can be avoided by not applying paint in the evenings of cool spring and fall days when heavy dew can form before the surface of the paint has thoroughly dried. Allow at least 2 hours for the paint to dry before sunset. Likewise, painting in the morning should not begin until after the dew has had time to evaporate. Water absorption problems and major finish failure can occur with some latex paints when applied under these conditions.

**Woodtone is not responsible for the performance of field applied finishes. Finish performance is dependent upon coating quality and application methods which are factors controlled by the finish manufacturer and the applicator.**

**If you require additional information, please contact Woodtone directly at 1-800-663-9844.**

W.I. Woodtone Industries Inc.  
8007 Aitken Road  
Chilliwack, British Columbia  
Canada, V2R 4H5

Telephone 604 792 3680

Facsimile 604 792 3976

[www.woodtone.com](http://www.woodtone.com)

**WOODTONE™**

always there, naturally



## APPLICATION INSTRUCTIONS

### GENERAL INFORMATION

RealTrim Plus™ is a RealWood™ trim product designed for use in exterior applications where a textured or smooth trim or fascia product is desired.

Applicable products: RealTrim Plus™, RealTrim™, PacificTrim™, NorthWest™, RealCorner™, RealSill™

### STORAGE

RealTrim Plus™ fascia and trim must be protected from the elements at all times; preferably stored in a warehouse or covered area. At the job site keep materials off the ground, aligned on stringers and protected from the weather until used.

### CUTTING

Use a fine-tooth hand saw or power saw with a combination blade. The cutting action of the blade should be into the face of the material. Carbide-tipped blades are recommended.

### CAULK

Caulk is required where trim and fascia abuts siding, windows, doors or other materials. Use only exterior quality caulk that remains flexible over time. Do not use hard-setting caulk.

### MACHINING

RealTrim Plus™ Fascia and Trim can be grooved or machined to provide for decorative applications. Machining depth should not exceed 5/16 of an inch for both the 1" and 7/8" products. Machining depth should not exceed 1/2 of an inch for both the 5/4 and 2" products. Routed or grooved product should not have any flat surfaces where water can accumulate. An angle of at least 100 degrees from the vertical must be maintained to provide positive drainage and not allow moisture to accumulate on the material. All machined product must be re-primed with a high quality exterior oil or acrylic latex primer formulated for wood.

\*1" RealTrim Plus boards typically have a wax coating on the end of the board; Woodtone recommends cutting the ends and re-priming to ensure the paint adheres to the ends effectively. The wax is designed for temporary protection.

### FASTENING REQUIREMENTS

RealTrim Plus™ Fascia and Trim is designed to be applied to structural framing, sheathing and other materials. It can be used in conjunction with all exterior cladding materials, including: lumber, engineered wood products, vinyl, aluminum, brick, block, concrete and stucco.

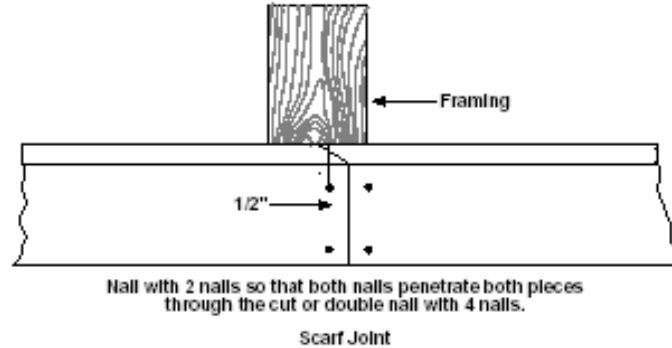
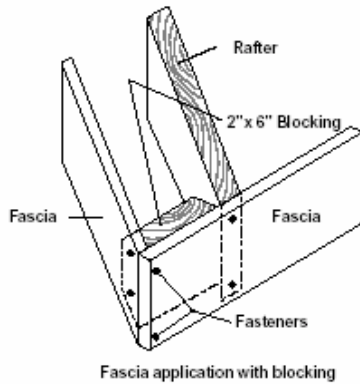
For application as fascia, RealTrim Plus™ Fascia and Trim must be double nailed and fastened at a maximum 24 inches on center. For all other applications, fasten trim 24 inches apart using a staggered nailing pattern or double nail 16 inches on center.

8007 Aitken Road  
Chilliwack, British Columbia  
Canada, V2R 4H5

**Telephone** 604 792 3680  
**Facsimile** 604 792 3976  
[www.woodtone.com](http://www.woodtone.com)



Double nail all joints and do not nail any closer than 1/2" from the edge of material without drilling pilot holes. Use a 6d or 8d galvanized nail with a 3/16" head diameter, long enough to penetrate 1-1/4" into structural framing members. Use only corrosion resistant fasteners, such as hot dipped galvanized nails or stainless steel. Drive nails perpendicular to the framing and trim and do not overdrive or countersink the fasteners.



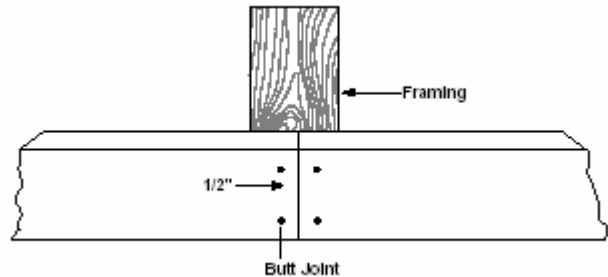
DO NOT USE STAPLES, T-NAILS OR ANY TYPE OF COUNTER-SINKING FASTENER, such as tapered head or bugle head fasteners. Use of these fasteners will void the warranty.

**Condition**

- Protruding
- Head slightly above surface
- Flush, head not set
- Visible fiber, head set
- Countersunk 1/16" to 1/8"

**Correction**

- Drive
- O.K.
- None
- Seal with paint
- Seal with exterior grade wood filler



Fasten RealTrim Plus™ Fascia and Trim from one end to the other end. Do not nail towards the center from both ends.

**BUTT JOINTS:**

All joints must fall over a framing member. Caulk all joints. Scarf cut on a 22.5 degree angle. Double nail all joints on both sides as noted in the diagram. In addition gluing of joints is also recommended for finished appearance.

**POWER DRIVEN NAILS:**

Power nailing systems are allowed when the fasteners are equal in performance (e.g., nail withdrawal, bending strength and corrosion resistance) to standard 6d or 8d nails. Any other fasteners used, such as screws or ring-shank nails, must meet the same minimum criteria.

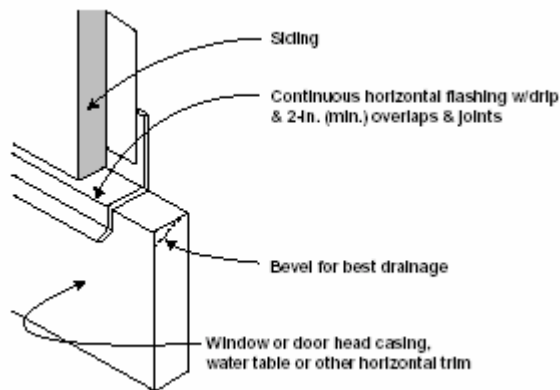


## FLASHING AND MOISTURE CONTROL:

The structure on which the RealTrim Plus™ Fascia and Trim is applied should be well vented and dry. Do not apply trim over wet sheathing, or any closer than 6 inches to finished grade or final landscaping. As with all wood products, RealTrim Plus™ Fascia and Trim should not come in direct contact with masonry or concrete and should be properly flashed and spaced at least 1/2" from any concrete flatwork or horizontal brick ledge. At foundations or exterior brick veneer, the product should be separated from the masonry by metal flashing, polyethylene film, 30 lb. Felt or a 1/4" to 1/2" air space using masonry standoffs. In all applications, Fascia and Trim should not be allowed to stand in water.

Caulk and seal the Fascia and Trim applications to prevent water intrusion. Water should not be allowed to stand on or leak behind any Trim.

(Trim used in a horizontal application must be properly flashed as indicated in the diagram below.)



## FINISHING REQUIREMENTS:

RealTrim Plus™ Fascia and Trim is manufactured from wood and must be painted with an exterior coating system in accordance with the following specifications to fulfill the warranty requirements.

## GENERAL INFORMATION:

Paint performance is dependent upon the quality and quantity of paint applied, and the conditions under which it is applied. Low quality paint and/or thinly applied paint tend to last for a relatively short time, resulting in discoloration, premature fading, inadequate substrate protection, and frequent repainting – sometimes as often as every one or two years. Top quality paint, applied in sufficient quantity, will provide the best performance with the minimum maintenance. Follow coating manufacturer recommendations when selecting and applying a paint.

## SURFACE PREPARATION:

The surface must be free of dust, dirt, mildew and other foreign materials before painting. Washing with water and a mild detergent will usually remove dust and dirt. Allow the surface to dry before painting.



#### **PAINT SELECTION:**

For best results, use satin/semi-gloss or full-gloss exterior acrylic latex or a satin/semi-gloss. Semi-gloss or full-gloss finishes tend to perform better than flat finishes. Note: Some systems may require the application of a designated primer and topcoat combination.

#### **DO NOT USE THE FOLLOWING COATINGS:**

Shake and shingle paints Vinyl acrylic paint \*  
Flat oil paint Vinyl acetate paint  
Vinyl acetate / co-polymer paint Clear Coatings  
Transparent or opaque stains

**\* Note: Although vinyl acrylic exterior paint may be readily available, it must NOT be used on RealTrim Plus™ Fascia and Trim. Vinyl acrylic paint tends to weather more quickly than full acrylic paints and may discolor.**

#### **PAINT APPLICATION:**

Always follow the paint manufacturer's recommendations for the application and maintenance of field-applied paints.

1. Prime and paint all field-cut edges of exterior trim using high quality exterior oil or acrylic latex primer formulated for wood, or a primer recommended by the paint manufacturer.
2. 1" RealTrim Plus boards typically have a wax coating on the end of the board; Woodtone recommends cutting the ends and re-priming to ensure the paint adheres to the ends effectively. The wax is designed for temporary protection.
3. All exposed surfaces including the bottom edge must be well coated. Because of its location, the bottom edge is often not adequately protected with paint. Inadequate coverage of the bottom edge may result in paint failure or premature degradation of the Fascia and Trim.
4. RealTrim Plus™ Fascia and Trim must be finished with two coats of paint within 60 days after installation. If, due to unforeseen circumstances, the material is not painted within 60 days, re-prime the trim using an exterior primer that is specifically recommended for use on wood-based products and is compatible with the topcoat to be used. Use the same primer for repair of any damage to the original factory applied primer.
5. A total field-applied dry film thickness of at least 2-1/2 mils is required on RealTrim Plus™ Fascia and Trim for the duration of the warranty period of 15 years. This requires the application of two or more unthinned coats of paint at the spread rate recommended by the paint manufacturer.
6. Most coatings can be applied with brush, roller, pad or spray. The brush application method tends to apply the most paint per coat; spraying tends to apply the least per coat.
7. The Fascia and Trim surface temperature must not be less than 50 degrees for 24 hours following the application of water-based paint. Paint performance problems can be avoided by not applying paint in the evenings of cool spring and fall days when heavy dew can form before the surface of the paint has thoroughly dried. Allow at least 2 hours for the paint to dry before sunset. Likewise, painting in the morning should not begin until after the dew has had time to evaporate. Water absorption problems and major finish failure can occur with some latex paints when applied under these conditions.

**Woodtone is not responsible for the performance of field applied finishes. Finish performance is dependent upon coating quality and application methods which are factors controlled by the finish manufacturer and the applicator.**



# REALTRIM PLUS™

*By Woodtone*



Substrate: Hand Selected, Appearance Grade, Kiln Dried SPF  
Application: Fascia | Band Boards | Window/Door Trim | Column Wrap  
Textures: Resawn Face



## Your natural Trim choice.

### When you choose RealTrim Plus you're adding value.

- Faster installation saving you time and labor costs
- Adds the curb appeal of real wood
- Up to 30-yr top coat warranty available
- 100% renewable resource

### Easy installation with no special requirements.

- Traditional tools such as saws, hammers and nails are all you will need for this fast and easy install
- Important to protect RealTrim Plus prior to installation by keeping it off the ground and covered
- Copy of installation instructions are available online

### We'll stand behind our product, guaranteed.

- No-nonsense warranty against rot for up to 15 years
- If you choose a factory finished Colorguard top coat system, top coat warranty increases to 30 years
- Copy of warranty is available online

Profiles			Lengths
1" x 2" ( $23/32$ " x 1 1/2")	5/4" x 2" ( $11/16$ " x 1 1/2")	2" x 2" ( $15/16$ " x 1 1/2")	16', 20'
1" x 3" ( $21/32$ " x 2 1/2")	5/4" x 3" ( $11/16$ " x 2 1/2")	2" x 3" ( $15/16$ " x 2 1/2")	16', 20'
1" x 4" ( $21/32$ " x 3 3/8")	5/4" x 4" ( $11/16$ " x 3 3/8")	2" x 4" ( $15/16$ " x 3 3/8")	16', 20'
1" x 6" ( $21/32$ " x 5 3/8")	5/4" x 6" ( $11/16$ " x 5 3/8")	2" x 6" ( $15/16$ " x 5 3/8")	16', 20'
1" x 8" ( $21/32$ " x 7)	5/4" x 8" ( $11/16$ " x 7)	2" x 8" ( $15/16$ " x 7)	16', 20'
1" x 10" ( $21/32$ " x 9)	5/4" x 10" ( $11/16$ " x 9)	2" x 10" ( $15/16$ " x 9)	20'
1" x 12" ( $21/32$ " x 11)	5/4" x 12" ( $11/16$ " x 11)	2" x 12" ( $15/16$ " x 11)	20'



FIND US ON:



The products represented in this brochure may vary from actual product. For a sample of our product or to request a custom color match, please call 1-800-663-9844 or visit us at woodtone.com.



**WOODTONE™**  
always there, *naturally*

# REALPOST™ WARRANTY

REALPOST™  
BY WOODTONE

## Limited Ten (10) Year Warranty

W.I. Woodtone Industries Inc. ("Woodtone") warrants its RealPost™ products to be free of manufacturing defect and joint separation for a period of ten (10) years after purchase (referred to herein as the "Limited Warranty"), subject to the terms and conditions set out below. The Limited Warranty applies to the original purchaser of the RealPost™ products and to any owner of the building or other structure in which the RealPost™ products have been installed (each, an "Owner").

### Terms and Conditions:

#### 1. Warranty Coverage and Exclusions

The Limited Warranty provides a warranty that the RealPost™ products are free from manufacturing defect and joint separation only. The Limited Warranty shall NOT apply to and expressly EXCLUDES damage resulting from any of the following:

- a) improper handling, use, installation, or maintenance including, but not limited to, handling, use, installation or maintenance which places a RealPost™ product in contact with the ground or below ground level, is inconsistent with applicable building codes, and/or is not in accordance with Woodtone's Handling & Installation Instructions, as modified from time to time;
- b) failure to properly top-coat RealPost™ according to Woodtone's Handling & Installation Instructions.
- c) the natural characteristics of wood, including, but not limited to, warp, twist, splitting, checking, and rot;
- d) exposure to the elements, acts of God, fire or natural disaster, accident, or abuse.

Any damage resulting from any of the foregoing is NOT the responsibility or liability of Synergy Pacific and is NOT covered by the Limited Warranty.

#### 2. Additional Exclusions

The Limited Warranty shall become immediately null and void in the following circumstances:

- a) RealPost™ products are subjected at any time to any pressure treating process of any kind;
- b) RealPost™ products are in any manner whatsoever altered, modified, improved, enhanced or otherwise reshaped, remanufactured, reprocessed or reconfigured from their original characteristic, shape and form.

#### 3. Remedies

The Limited Warranty provides for the replacement of RealPost™ products free of charge ONLY and such replacement shall be the Owner's sole and exclusive remedy.

#### 4. Exclusion of Remedies

There shall be no responsibility or liability on the part of Woodtone for costs in respect of the damaged RealPost™ product relating to installation, removal, painting or shipping. Under no circumstances will Woodtone be responsible or liable for any special, indirect, incidental, or consequential damages resulting from any damage to or defect in the RealPost™ products purchased by the Owner, including, but not limited to, any loss or liability for personal injury, inconvenience, loss of use or for business profits, whether or not foreseeable.

#### 5. Obligations of Owner

Any Owner seeking entitlement to the Limited Warranty must give written notice to Woodtone of the damage to the RealPost™ product within thirty (30) days of discovering same; PROVIDED, HOWEVER, such discovery shall not be nor be deemed to be conclusive evidence that the damage occurred within the preceding ten (10) year period. To receive entitlement to the Limited Warranty, proof of purchase must be established by the Owner at the time of claim as evidence that the RealPost™ product was purchased by the Owner within the ten (10) year period immediately preceding the occurrence of the damage to the RealPost™ product. The Owner may establish proof of purchase by keeping any records or receipts which prove when the RealPost product was purchased such as purchase invoices and receipts, records of installation, building permit or record of home purchase.

#### 6. Warranty Period for Replacement Product

The replacement of RealPost™ products under the terms of this Limited Warranty shall serve to negate the original warranty period in respect of the original RealPost™ products subject to replacement and create a new warranty period of ten (10) years commencing on the date on which the replacement RealPost™ products are delivered to the Owners.

#### 7. Exclusion of Implied Warranties, Etc.

THE LIMITED WARRANTY PROVIDED HEREIN IS THE ONLY WARRANTY THAT APPLIES TO THE REALPOST PRODUCTS AND EXPRESSLY EXCLUDES ANY OTHER WARRANTY, EXPRESS OR IMPLIED, INCLUDING, WITHOUT LIMITATION, ANY IMPLIED WARRANTY OF MERCHANTABILITY OR FITNESS FOR A PARTICULAR PURPOSE. REPLACEMENT OF THE DAMAGED REALPOST™ PRODUCT IN THE MANNER AND UNDER THE TERMS AND CONDITIONS STATED ABOVE SHALL CONSTITUTE FULFILLMENT OF ALL OF WOODTONE'S OBLIGATIONS AND LIABILITIES TO ANY PERSON WITH RESPECT TO THE REALPOST™ PRODUCT, WHETHER BASED ON CONTRACT, NEGLIGENCE, STRICT LIABILITY OR OTHERWISE. NO PERSON OR ENTITY IS AUTHORIZED TO CREATE FOR US ANY OTHER OBLIGATION OR LIABILITY TO ANY PERSON RELATING TO THE REALPOST™ PRODUCT.

Except as set forth herein, no other warranty has been made or will be made on behalf of Woodtone with respect to the RealPost™ products.

always there, naturally



# REALSOFFIT™ WARRANTY

REALSOFFIT™  
BY WOODTONE

## Ten (10) Year Limited Warranty

### Terms and Conditions:

#### 1. LIMITED WARRANTY COVERAGE:

W.I. Woodtone Industries Inc. ("Woodtone") warrants (for installation within the U.S. and Canada) to the purchaser and all transferees prior to and including the first owner of the structure to which the Product is applied, and the first transferee of such structure (each a "covered person") that when manufactured, RealSoffit™ product, (the "Product"), is free from major defects during manufacture. When used for its intended purpose, properly installed and maintained according to Woodtone's published installation instructions, the Product for a period of 10 years from the date of purchase will be free from manufacturing defects causing (a) delamination (b) rotting (c) excessive swelling. If during the Warranty period, the Product proves to be defective, Woodtone shall elect, at its sole discretion, to compensate the owners either by:

- Repair of the affected Product, or replacement the affected Product with product of the same or similar type and specification,
- OR
- Cash payment to the owner equivalent to the reasonable cost of repair or replacement of the affected Product with similar product, provided however, that the "reasonable cost" of repair or replacement shall not exceed two times the original Woodtone sales price of the affected Product.

Furthermore for any claims made after the 2nd year of the warranty, the warranty payment shall be reduced by 11% each year such that after the 10th year no warranty shall be applicable. If the original retail cost cannot be established by the covered person, the cost shall be determined by Woodtone in its sole and reasonable discretion. Woodtone's replacement of the affected Product or granting of a refund pursuant to Section 1 of this Warranty SHALL BE THE SOLE EXCLUSIVE REMEDY available to the covered person with respect to any defect. Woodtone will not refund or pay any costs in connection with labor, costs for removal, costs for replacement, costs for finishing, project delays or accessory materials.

#### 2. CONDITIONS OF WARRANTY:

Woodtone's liability hereunder to the covered person shall be subject to the following terms and conditions: A. The claimant must provide proof that he/she is a covered person. B. The Product must be stored according to the manufacturer's instructions at all times between purchase and installation. C. The Product must be installed according to Woodtone's printed installation, application and maintenance instructions and all building codes adopted by federal, state or local governments or government agencies and applicable to the installation. Failure to install and finish the Product per the manufacturer's published instructions may effect Product performance and voids the Warranty. D. The covered person must provide written notice to Woodtone within 30 days after discovery of any claimed defect or failure covered by this Warranty and before beginning any permanent repair. The notice must describe the location and details of the defect and such information as is necessary for Woodtone to investigate the claim. Photos of the Product, showing the defect or failure are not only helpful, but also must accompany the notice, when appropriate. E. Upon discovery of a possible defect or failure, the covered person must immediately, and at the covered person's own expense, provide for protection of all property that could be affected until the defect or failure is remedied. Before any permanent repair to the Product, the covered person must allow Woodtone or Woodtone's agent to enter the property and structure where the Product is installed, and examine, photograph and take samples of the Product.

#### 3. EXCLUSIONS:

This Warranty does not cover damage or defects resulting from or in any way attributable to: **(a)** the improper storage, shipping, handling or installation of the Product (including, without limitation, failure of the Product to be installed in strict compliance with the terms and conditions set forth in Section 2 (c) of this warranty) and/or improper installation of studs or other accessories; **(b)** neglect; **(c)** abuse; **(d)** misuse; **(e)** repair or alteration; **(f)** settlement or structural movement and/or movement of materials to which the Product is attached; **(g)** damage from incorrect design of the structure; **(h)** exceeding the maximum designed wind loads; **(i)** acts of God including, but not limited to, hurricanes, tornados, floods, earthquakes, severe weather or other natural phenomena, (including, but not limited to, unusual climate conditions); **(j)** performance of any paints and/or coatings which are not Woodtone and/or Woodtone affiliated applied; **(k)** growth of mold, mildew, fungi, bacteria, or any organism on any surface of the Product (whether on the exposed or unexposed surfaces) and in this respect, any claims of damage caused by mold or mildew are expressly excluded; **(l)** lack of proper maintenance; **(m)** any cause other than manufacturing defects attributable to Woodtone.

#### 4. DISCLAIMER:

The statements in this Warranty constitute the only warranty extended by Woodtone for the Product. WOODTONE DISCLAIMS ALL OTHER WARRANTIES, EXPRESS OR IMPLIED, INCLUDING ANY IMPLIED WARRANTIES OF MERCHANTABILITY OR FITNESS FOR A PARTICULAR PURPOSE, EXCEPT WHERE PRODUCT PURCHASE IS SUBJECT TO CONSUMER PRODUCT WARRANTY LAW, OR BY USAGE OF TRADE OR COURSE OF DEALING IN WHICH INSTANCES THE DURATION OF ANY APPLICABLE IMPLIED WARRANTIES ARE LIMITED TO THE FIRST ELAPSE OF THE WARRANTY PERIOD PROVIDED ABOVE, OR SUCH SHORTER PERIOD AS APPLICABLE LAW PERMITS OR REQUIRES. Some states do not allow limitations on how long an implied warranty lasts, so the above limitation may not apply to you. NO OTHER WARRANTY WILL BE MADE BY OR ON BEHALF OF THE MANUFACTURER OR THE SELLER OR BY OPERATION OF LAW OR BY USAGE OF TRADE OR COURSE OF DEALING WITH RESPECT TO THE PRODUCT OR ITS INSTALLATION, STORAGE, HANDLING, MAINTENANCE, USE, REPLACEMENT OR REPAIR. This Warranty gives you specific legal rights and you may also have other rights which vary from state to state.

always there, naturally



# REALSOFFIT™ WARRANTY

REALSOFFIT™  
BY WOODTONE

**5. EXCLUSION OF INCIDENTAL AND CONSEQUENTIAL DAMAGES:**

IN NO EVENT WILL WOODTONE BE LIABLE FOR ANY INCIDENTAL, SPECIAL, INDIRECT, OR CONSEQUENTIAL DAMAGES, WHETHER RESULTING FROM NONDELIVERY OR FROM THE USE, MISUSE, OR INABILITY TO USE THE PRODUCT OR FROM DEFECTS IN THE PRODUCT.

Some states do not allow the exclusion or limitation of incidental or consequential damages, so the above limitation may not apply to you.

**6. MODIFICATIONS AND ALTERATIONS OF PRODUCT:**

Woodtone shall have no responsibility hereunder for defective Product subjected to further processing or alteration after shipment.

**7. SETTLEMENT OF CLAIM:**

Any refund or material replacement by Woodtone pursuant to Section 1 hereof shall constitute a full settlement and release of all claims of any covered person hereunder for damages or other relief, and shall be a complete bar to any litigation filed subsequently to the covered person's acceptance of such an agreement.

**8. MODIFICATION OR DISCONTINUATION OF PRODUCTS:**

Woodtone reserves the right to modify or discontinue any of its products without notice and shall not be liable as a result of such modification or discontinuation.

# REALTRIM PLUS™ WARRANTY

REALTRIM PLUS™  
BY WOODTONE

## Fifteen (15) Year Limited Warranty

### Terms and Conditions:

#### 1. LIMITED WARRANTY COVERAGE:

W.I. Woodtone Industries Inc. ("Woodtone") warrants (for installation within the U.S. and Canada) to the purchaser and all transferees prior to and including the first owner of the structure to which the Product is applied, and the first transferee of such structure (each a "covered person") that when manufactured, RealTrim Plus™ product (the "Product"), is free from major defects during manufacture. When used for its intended purpose, properly installed and maintained according to Woodtone's published installation instructions, the Product for a period of 15 years from the date of purchase will be free from manufacturing defects causing (a) delamination (b) rotting (c) excessive swelling. If during the Warranty period, the Product proves to be defective, Woodtone shall elect, at its sole discretion, to compensate the owners either by:

- Repair of the affected Product, or replacement the affected Product with product of the same or similar type and specification,
- OR
- Cash payment to the owner equivalent to the reasonable cost of repair or replacement of the affected Product with similar product, provided however, that the "reasonable cost" of repair or replacement shall not exceed two times the original Woodtone sales price of the affected Product.

Furthermore for any claims made after the 2nd year of the warranty, the warranty payment shall be reduced by 7% each year such that after the 15th year no warranty shall be applicable. If the original retail cost cannot be established by the covered person, the cost shall be determined by Woodtone in its sole and reasonable discretion. Woodtone's replacement of the affected Product or granting of a refund pursuant to Section 1 of this Warranty SHALL BE THE SOLE EXCLUSIVE REMEDY available to the covered person with respect to any defect. Woodtone will not refund or pay any costs in connection with labor, costs for removal, costs for replacement, costs for finishing, project delays or accessory materials.

#### 2. CONDITIONS OF WARRANTY:

Woodtone's liability hereunder to the covered person shall be subject to the following terms and conditions: A. The claimant must provide proof that he/she is a covered person. B. The Product must be stored according to the manufacturer's instructions at all times between purchase and installation. C. The Product must be installed according to Woodtone's printed installation, application and maintenance instructions and all building codes adopted by federal, state or local governments or government agencies and applicable to the installation. Failure to install and finish the Product per the manufacturer's published instructions may effect Product performance and voids the Warranty. D. The covered person must provide written notice to Woodtone within 30 days after discovery of any claimed defect or failure covered by this Warranty and before beginning any permanent repair. The notice must describe the location and details of the defect and such information as is necessary for Woodtone to investigate the claim. Photos of the Product, showing the defect or failure are not only helpful, but also must accompany the notice, when appropriate. E. Upon discovery of a possible defect or failure, the covered person must immediately, and at the covered person's own expense, provide for protection of all property that could be affected until the defect or failure is remedied. Before any permanent repair to the Product, the covered person must allow Woodtone or Woodtone's agent to enter the property and structure where the Product is installed, and examine, photograph and take samples of the Product.

#### 3. EXCLUSIONS:

This Warranty does not cover damage or defects resulting from or in any way attributable to: **(a)** the improper storage, shipping, handling or installation of the Product (including, without limitation, failure of the Product to be installed in strict compliance with the terms and conditions set forth in Section 2 (c) of this warranty) and/or improper installation of studs or other accessories; **(b)** neglect; **(c)** abuse; **(d)** misuse; **(e)** repair or alteration; **(f)** settlement or structural movement and/or movement of materials to which the Product is attached; **(g)** damage from incorrect design of the structure; **(h)** exceeding the maximum designed wind loads; **(i)** acts of God including, but not limited to, hurricanes, tornados, floods, earthquakes, severe weather or other natural phenomena, (including, but not limited to, unusual climate conditions); **(j)** performance of any paints and/or coatings which are not Woodtone and/or Woodtone affiliated applied; **(k)** growth of mold, mildew, fungi, bacteria, or any organism on any surface of the Product (whether on the exposed or unexposed surfaces) and in this respect, any claims of damage caused by mold or mildew are expressly excluded; **(l)** lack of proper maintenance; **(m)** any cause other than manufacturing defects attributable to Woodtone.

#### 4. DISCLAIMER:

The statements in this Warranty constitute the only warranty extended by Woodtone for the Product. WOODTONE DISCLAIMS ALL OTHER WARRANTIES, EXPRESS OR IMPLIED, INCLUDING ANY IMPLIED WARRANTIES OF MERCHANTABILITY OR FITNESS FOR A PARTICULAR PURPOSE, EXCEPT WHERE PRODUCT PURCHASE IS SUBJECT TO CONSUMER PRODUCT WARRANTY LAW, OR BY USAGE OF TRADE OR COURSE OF DEALING IN WHICH INSTANCES THE DURATION OF ANY APPLICABLE IMPLIED WARRANTIES ARE LIMITED TO THE FIRST ELAPSE OF THE WARRANTY PERIOD PROVIDED ABOVE, OR SUCH SHORTER PERIOD AS APPLICABLE LAW PERMITS OR REQUIRES. Some states do not allow limitations on how long an implied warranty lasts, so the above limitation may not apply to you. NO OTHER WARRANTY WILL BE MADE BY OR ON BEHALF OF THE MANUFACTURER OR THE SELLER OR BY OPERATION OF LAW OR BY USAGE OF TRADE OR COURSE OF DEALING WITH RESPECT TO THE PRODUCT OR ITS INSTALLATION, STORAGE, HANDLING, MAINTENANCE, USE, REPLACEMENT OR REPAIR. This Warranty gives you specific legal rights and you may also have other rights which vary from state to state.

always there, naturally



# REALTRIM PLUS™ WARRANTY

REALTRIM PLUS™  
BY WOODTONE

**5. EXCLUSION OF INCIDENTAL AND CONSEQUENTIAL DAMAGES:**

IN NO EVENT WILL WOODTONE BE LIABLE FOR ANY INCIDENTAL, SPECIAL, INDIRECT, OR CONSEQUENTIAL DAMAGES, WHETHER RESULTING FROM NONDELIVERY OR FROM THE USE, MISUSE, OR INABILITY TO USE THE PRODUCT OR FROM DEFECTS IN THE PRODUCT.

Some states do not allow the exclusion or limitation of incidental or consequential damages, so the above limitation may not apply to you.

**6. MODIFICATIONS AND ALTERATIONS OF PRODUCT:**

Woodtone shall have no responsibility hereunder for defective Product subjected to further processing or alteration after shipment.

**7. SETTLEMENT OF CLAIM:**

Any refund or material replacement by Woodtone pursuant to Section 1 hereof shall constitute a full settlement and release of all claims of any covered person hereunder for damages or other relief, and shall be a complete bar to any litigation filed subsequently to the covered person's acceptance of such an agreement.

**8. MODIFICATION OR DISCONTINUATION OF PRODUCTS:**

Woodtone reserves the right to modify or discontinue any of its products without notice and shall not be liable as a result of such modification or discontinuation.



# REALPOST™ YOUR NATURAL POST CHOICE

REALPOST™  
BY WOODTONE



**STRUCTURALLY CERTIFIED**  
**DESIGN FLEXIBILITY**  
**UP TO 25-YR WARRANTY AVAILABLE**  
**TIME TESTED... BUILDER APPROVED**  
**SUSTAINABLE RESOURCE**

---



## RealPost™

RealPost™ is your certified solution for structural exterior porch posts. RealPost™ eliminates the costly and slow practice of wrapping pressure treated and framed columns. Made with hand selected, tight grain, kiln dried Western SPF, a substrate recognized for both stability and environmental sustainability, RealPost™ is finger-jointed and edge-glued to eliminate the warping and twisting associated with conventional posts. We coat the post with our proprietary ultra-low VOC Hybrid Alkyd Emulsion™ primer (HAE™). RealPost™ is available in multiple sizes and lengths, and is the Natural Post Choice for Architects and Builders who demand quality while saving time and money on their projects.

## COATING TECHNOLOGY

RealPost™ products are coated with our exclusive Hybrid Alkyd Emulsion™ (HAE™). HAE™ incorporates the proven polymer technology of our original alkyd-oil coating while providing the environmental benefits of water. Combined with Borax for mold resistance and greater long-term appearance, our coating is the most advanced in the exterior post and trim market.

## Design Flexibility

- ESR Certified. #2844
- CCMC Certified #13314
- Porch Applications
- Easy to cut & install
- Hollow for wires

## RealWood™ Warranty

RealPost™ is backed by a no-nonsense RealWood™ warranty; up to 15 years. The RealWood™ warranty gives you the security and trust you need when making your buying decision. For a copy of the warranty program please visit our web site.

always there, naturally





## Features and Benefits

<b>Multiple Lengths</b>	Available in multiple lengths to give you flexibility and lower your job-site waste.
<b>Coated all 6 Sides</b>	Hybrid Alkyd Emulsion™ is flood coated on all 6 sides, and double end-sealed.
<b>Simple Installation</b>	Can be bolted or screwed using standard Simpson®, Tamlyn® and USP® brackets.
<b>No Twisting or Separating</b>	Eliminates homeowner call backs for seam separation and twisting posts.
<b>Environmentally Friendly</b>	Unlike PVC based products, RealPost™ is manufactured from renewable resources.



## Manufacturing Process

We hand select our products to provide you an appearance grade post that delivers the curb appeal and quality that buyers expect. Our products are coated using specially designed machines to provide RealPost™ with the optimal amount of primer coverage to ensure long-term performance in the field. Hand packaged and wrapped with recyclable lumber wrap, we maintain quality control throughout the entire manufacturing process.



## Extended Top-Coat Warranties

National paint and sealant manufacturers have tested and approved RealPost™ for use with their products and offer extended top-coat warranties when their coatings are used with RealPost™. Also available is RealPost™ CG (ColorGuard™ Coating System). These factory applied coatings will extend top-coat protection up to 25 years. Visit [www.woodtone.com](http://www.woodtone.com) for a list of our paint and sealant partners.

## Installation

Simple installation practices make RealPost™ the preferred choice for framers, siding contractors, and builders alike. Traditional tools such as saws, hammers and nails or standard brackets from Simpson®, Tamlyn® and USP® are all you need. Adherence to local building codes and following our installation instructions will result in a smooth installation and product performance that you can trust. View our full installation instructions at [www.woodtone.com](http://www.woodtone.com).

### RealPost™ - 4 x 4

Width: 3 3/8"  
Lengths: 8', 9', 10' & 12'



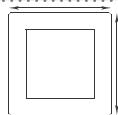
### RealPost™ - 6 x 6

Width: 5 3/8"  
Lengths: 8', 9', 10', 12', 16' & 20'



### RealPost™ - 8 x 8

Width: 7 1/8"  
Lengths: 8', 9', 10' & 12'



### RealPost™ Options

Textures: Comb 4 Sides, Smooth Face & Resawn Face  
Options: Primed, Cedartone Color or RealPost™ CG (ColorGuard™ Coating System), Doug Fir

## Availability

RealPost™ is readily available throughout the United States and Canada through building material dealers. For multi-family jobs and large scale projects we can deliver direct to the job-site. For a dealer near you, please give us a call.

# REALSOFFIT™

By Woodtone



Texas Honey Brown | 1x6

Material: Hand Selected, Appearance Grade, Kiln Dried SPF  
Dimensions: 1x8 | 1x6 | 1x4 | 10', 12', 14' lengths  
Application: Interior | Exterior  
Coating: 6 Standard Colors | High Quality Semi-transparent stains





# REALSOFFIT™

By Woodtone

## Your natural Soffit choice.

### When you choose RealSoffit, you're adding value.

- Pre-finished saves time and labor costs on installation
- End matching prevents waste
- 15 year warranty against rot
- 100% renewable resource

### Unmatched appearance with a one of a kind coating technology.

- Coated with our Hybrid Alkyd Emulsion or high quality semi-transparent stains, depending on the selected color
- Enhanced coating technology provides unique colors and clear topcoats to enhance natural beauty of your home
- Environmentally friendly

### Installation could not get any simpler.

- Traditional tools are all you will need for this fast and easy install
- End are easily joined with the machined end matching
- Copy of installation instructions are available online



American Nut Brown



Irish Stout



English Porter



Texas Honey Brown



Canadian Ice Lager



Belgium White Ale

Profile	Nominal Dimensions	Actual Dimensions	Lengths
RealSoffit	1"x4"	11/16" x 3 3/8"	10', 12', 14'
RealSoffit	1"x6"	11/16" x 5 3/8"	10', 12', 14'
RealSoffit	1"x8"	11/16" x 7 1/8"	10', 12', 14'

FIND US ON:



The colors represented in this brochure may vary from actual product. For a sample of our product or to request a custom color match, please call 1-800-663-9844 or visit us at woodtone.com.



**WOODTONE™**  
always there, *naturally*